


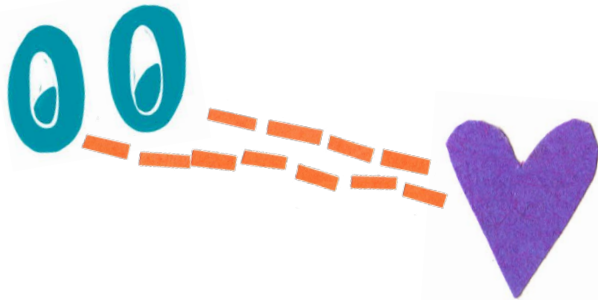
Clubhouse! The Finder Show

EPISODE LENGTH: 21:01



SUMMARY: This week, we explore the outdoors, meet a kid artist, and draw a DrawTogether clubhouse! We learn about Sister Corita Kent, then use her “finder” to help us see the outdoors one piece at a time. While exploring we stumble onto Bird, a kid artist who is painting outside and who shows us how to draw a playhouse. Inspired by Bird, we draw our clubhouse, complete with slide, tire swing and whatever else you want.

SUPPLIES: paper, pen/pencil, colors, scissors, and the outdoors



SOCIAL-EMOTIONAL LEARNING: developing interests and a sense of purpose, using planning and organizational skills, showing concern for and awareness of the world around us

CASEL COMPETENCIES: self-awareness, self-management, relationship skills

CREATIVE SKILLS: fine and gross motor skills (drawing and coloring), observation, curiosity, inside/outside connection, perspective and depth, shape identification and application

Guiding Questions:

- When you go outside to explore, what do you look for?
- The finder can help you see the big world through a small window. How did it feel to use the finder and look at the world one piece at a time? How did it change how you saw things or give you a different perspective?
- What are some other places you would like to go to draw outside?

Key Moments:

1:30 WendyMac shows us a finder, talks about sister corita, and then explores the studio and goes outside to look at the world through the finder

3:10 Meet Bird, kid artist, who is drawing a clubhouse outside, or *en plein air*.

4:45 Return to the studio for a recap, do a little warmup, and get started drawing your own clubhouse or play


structure. WendyMac talks about perspective and creating space on the page.

13:40 Put a bird on it! Use shapes to add to your drawing a bird (or another creature) looking through a “finder”.

16:15 WendyMac colors outside the lines — and it’s ok!

Clubhouse! The Finder Show

(continued)



Book recommendations:

- **Just to See** — words by Morgane de Cadier, pictures by Florian Pigé

This book is overflowing with the unwavering curiosity of a little girl immersed in observing nature. It's the nature journey we'd all love to take, wandering around the forest with our finders, seeing the world in new ways and meeting all kinds of creatures.

- **Growing an Artist: The Story of a Landscaper and His Son** — by John Parra

In this story, a little boy watches his father's landscaping company with utmost care and attention. He sketches and draws, connects with his dad and the workers, and admires the creativity and hard work that go into the built environment.

- **Make Meatballs Sing: The Life and Art of Corita Kent** — words by Matthew Burgess, pictures by Kara Kramer

A picture book for kids about Sister Corita? 'Nuf said! A beautiful way for kids to engage with the remarkable life of Corita Kent.



Older Kid Riff: Revolutionary Joy

In addition to the “finder,” Sister Corita was known for fighting against oppression and injustice through her art — and doing it with joy. She used design, color, and pattern to comment on the violence of war and gender inequality and to confront racism. As you learn more about her form of “hopeful resistance,” how does it inspire you? What type of art would you create to comment on something that you think is unfair?

Activities and Explorations



PODCAST CONNECTION: GETTIN' GRIDDY WITH AGNES MARTIN

teaches more about another artist who was very inspired by the environment around her. (page 76)


ACTIVITY: make your own “finder” to go out into the world and look at it one piece at a time

EXPLORE MORE: get to know Sister Corita's Art Rules

CLASSROOM POSTER: look at the world one piece at a time by Patrick Hruby




LET'S MAKE A FINDER!



Artist and teacher Sister Corita Kent used a "finder" to look at the world "one piece at a time."
Cut along the dotted line to make your own. Use your finder outside to see how the big world looks through a small window.
Draw what you find!



SISTER CORITA and Her Art Rules



Sister Corita Kent created the finder as a fun way to look at the world “one piece at a time.” It helps us single out details we normally overlook. But she was so much more than that.

Sister Corita was a radical nun, artist, and educator known for her social justice screen prints. She used vibrant colors, what’s called “found imagery,” lettering, and handwritten text to create over seven hundred screen prints, not to mention thousands of watercolors and numerous books, posters, stamps, commissions, and collaborations. While she worked during the same period as the male pop artists Warhol and Lichtenstein, she did not take the same cold, distanced approach. Instead, she created deeply human imagery. She also didn’t shy away from “mistakes,” including drips and smears in her finished pieces.

Teaching art for much of her life, Sister Corita was known for her unique approach and tough assignments. In her classroom, she hung a print of her Ten Rules for Art. They encouraged hard work and creativity, focused on process and openness to new things, and inspired actively looking at the world. I keep a copy of her rules in my own studio. Here they are. **I highly suggest printing it out and keeping a copy in your art making space as well.**

IMMACULATE HEART COLLEGE ART DEPARTMENT RULES

- Rule 1** FIND A PLACE YOU TRUST AND THEN TRY TRUSTING IT FOR A WHILE.
- Rule 2** GENERAL DUTIES OF A STUDENT: PULL EVERYTHING OUT OF YOUR TEACHER. PULL EVERYTHING OUT OF YOUR FELLOW STUDENTS.
- Rule 3** GENERAL DUTIES OF A TEACHER: PULL EVERYTHING OUT OF YOUR STUDENTS.
- Rule 4** CONSIDER EVERYTHING AN EXPERIMENT.
- Rule 5** BE SELF DISCIPLINED. THIS MEANS FINDING SOMEONE WISE OR SMART AND CHOOSING TO FOLLOW THEM.
TO BE DISCIPLINED IS TO FOLLOW IN A GOOD WAY.
TO BE SELF DISCIPLINED IS TO FOLLOW IN A BETTER WAY.
- Rule 6** NOTHING IS A MISTAKE. THERE'S NO WIN AND NO FAIL. THERE'S ONLY MAKE.
- Rule 7** The only rule is work.
IF YOU WORK IT WILL LEAD TO SOMETHING.
IT'S THE PEOPLE WHO DO ALL OF THE WORK ALL THE TIME WHO EVENTUALLY CATCH ON TO THINGS.
- Rule 8** DON'T TRY TO CREATE AND ANALYSE AT THE SAME TIME. THEY'RE DIFFERENT PROCESSES.
- Rule 9** BE HAPPY WHENEVER YOU CAN MANAGE IT. ENJOY YOURSELF. IT'S LIGHTER THAN YOU THINK.
- Rule 10** "WE'RE BREAKING ALL OF THE RULES. EVEN OUR OWN RULES. AND HOW DO WE DO THAT? BY LEAVING PLENTY OF ROOM FOR X QUANTITIES." JOHN CAGE
- HELPFUL HINTS: ALWAYS BE AROUND. COME OR GO TO EVERYTHING. ALWAYS GO TO CLASSES. READ ANYTHING YOU CAN GET YOUR HANDS ON. LOOK AT MOVIES CAREFULLY OFTEN. SAVE EVERYTHING-IT MIGHT COME IN HANDY LATER. THERE SHOULD BE NEW RULES NEXT WEEK.

Special thanks to The Corita Art Center



Look at
the world
one piece
at a time