



Rocket Ship in Space! The Shape Show

EPISODE LENGTH: 20:58




SUMMARY: In a dramatic intro, WendyMac feels sad and lonely because she doesn't have anyone to play with. So she takes her giant pencil around San Francisco and finds our friends: the shapes! We return to the studio, do a shape drawing warm-up, and then take a kid request from Ohio to draw a rocket ship in space. We draw the whole thing using our shape friends — rectangles, circles, triangles, and squares — then do a show. We hang our drawings up on the wall so our friends the shapes are always nearby.

SUPPLIES: paper, pen/pencil, coloring materials (crayons, markers, watercolors)

SOCIAL-EMOTIONAL LEARNING: identifying one's emotions, linking feelings, recognizing others

CASEL COMPETENCIES: self-awareness, self-management, social awareness

CREATIVE SKILLS: fine and gross motor skills (drawing and coloring), shape identification and application, indoor/outdoor connection



Guiding Questions:

- Everyone feels lonely sometimes. When you feel lonely, what makes you feel better?
- In addition to shapes, what are other things that are around us all the time that might help keep us company?
- If you see that a friend or a classmate might be feeling lonely, what could you do to help?



Key Moments:

00:59 After a dramatic black and white intro, the screen turns to color and WendyMac runs to find her shape friends around the city.

3:57 Do a warm-up drawing shapes with different faces.

5:54 DrawTogether kid, Ohio, asks to draw a rocket ship in space. An extended drawing session mixes shapes to create an outer space scene with friends (and a space dog).

17:18 Wendy makes a mistake coloring a planet and turns it into a beautiful cherry :)




Rocket Ship in Space! The Shape Show

(continued)

Book recommendations:

- **Triangle, Square, Circle (The Shapes Trilogy)** — words by Mac Barnett, pictures by Jon Klassen
A series chock full of shapes upon shapes. In these books, the clever, playful shape friends draw us into adventures through witty words and captivating pictures. Truly a perfect accompaniment to The Shape Show!
- **Swirl by Swirl** — words by Joyce Sidman, pictures by Beth Krommes
A spiral is a shape we love at DrawTogether (Heart Spiral anyone?), and they can be found throughout the universe. Get lost in the beauty of fiddleheads and flower buds, elephant trunks and spiraling galaxies in this beautiful book by Newbery Honor-winning children's author Joyce Sidman.

- **You Are Never Alone** — words by Elin Kelsey, pictures by Soyeon Kim
Just as WendyMac finds comfort in the city around her, the characters in this book find connection and wonder from the world around them, from the air they breathe to the food they eat to the cosmos surrounding them. You Are Never Alone weaves science and poetry to emphasize the incredible natural world in which we live, a world that always reminds us we are never alone.



Older Kid Riff: Do You Diorama?

We know that shapes are cool, and making art can help us when we feel lonely, and the world around us is full of both shapes and wonder. What happens when we combine all of this *and add a dimension*? That's right, we're talking dioramas. With a small box and an assortment of scraps and supplies, you can create a 3-D scene of a rocket ship in space! (And we won't be offended if you choose to do something else.) Turn your ovals into cylinders, your squares into cubes, and your circles into spheres. Add in color, sparkle, or shine from found objects around you (the metallic silver inside of

that granola bar wrapper, the button that fell off your jacket, the bit of moss on the side of the bench). You'll need cardboard, construction paper, glue, and paint or markers...plus imagination and inspiration to create your own 3-D shape friends.

Activities and Explorations




PODCAST CONNECTION: EMOTIONAL FRUIT!

introduces more shapes, with more feelings, that are so much fun to draw. (page 75)

ACTIVITY: shape friends are everywhere — draw a bug using shapes

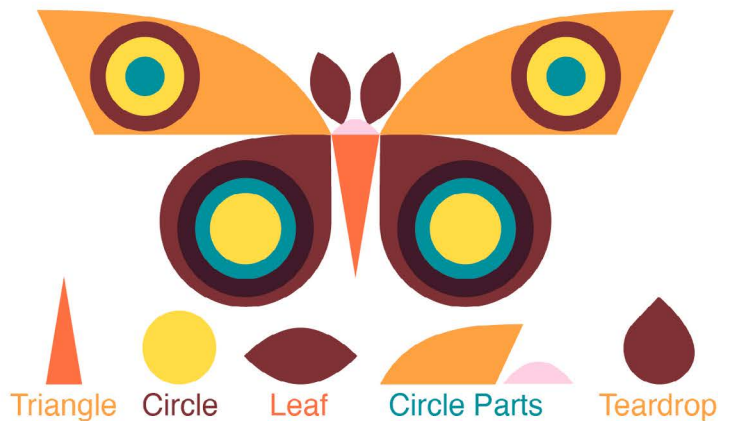
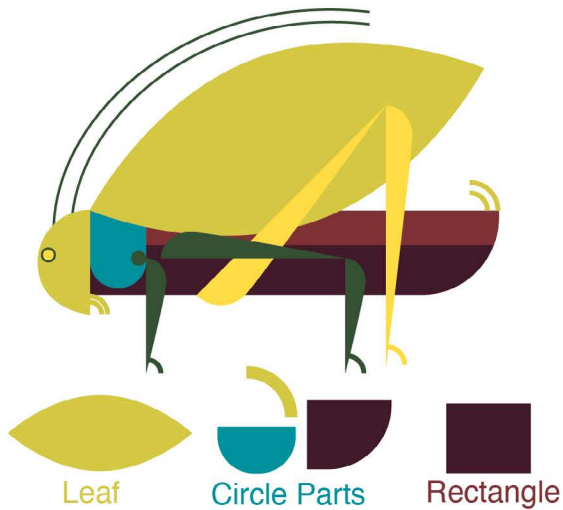
ACTIVITY: use shapes to create a landscape (for your bug)







LET'S DRAW A BUGS USING SHAPES

Shapes are everywhere! Look around you and count how many shapes you see.
These bug friends are made out of shapes.



Now draw your own using the shapes above.





LET'S DRAW A LANDSCAPE USING SHAPES

Our bug friends need a home to live in.
Draw them a landscape using the shapes below.

